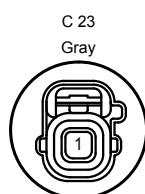
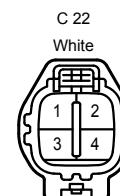
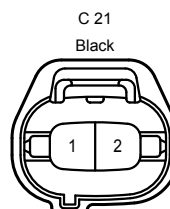
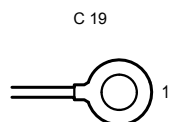
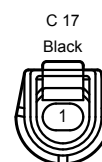
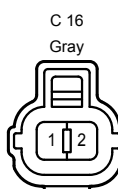
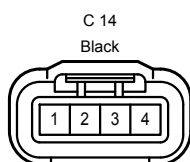
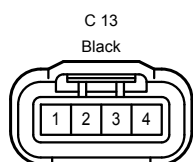
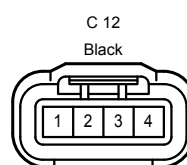
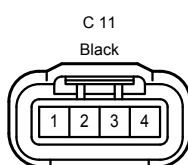
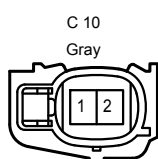
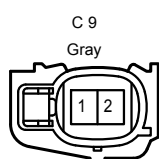
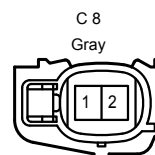
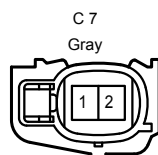
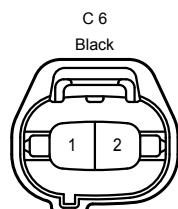
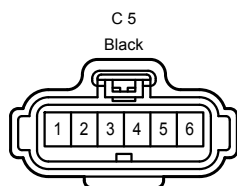
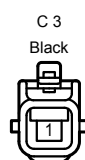
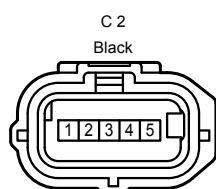
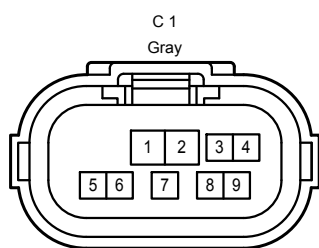


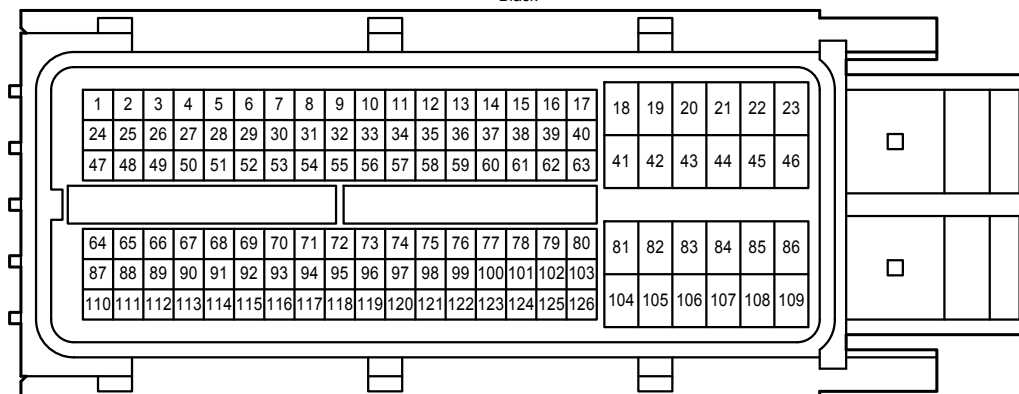
- C 1 Park/Neutral Position SW
 - C 2 Air Flow Meter
 - C 3 Starter
 - C 4 Water Temp. Sensor
 - C 5 Throttle Body Assembly
 - C 6 VSV (Purge)
 - C 7 Fuel Injector (No.1)
 - C 8 Fuel Injector (No.3)
 - C 9 Fuel Injector (No.2)
 - C 10 Fuel Injector (No.4)
 - C 11 Ignition Coil (No.1)
 - C 12 Ignition Coil (No.3)
 - C 13 Ignition Coil (No.2)
 - C 14 Ignition Coil (No.4)
 - C 15 Air Fuel Ratio Sensor (Bank 1 Sensor 1)
 - C 16 Noise Filter (Ignition RH)
 - C 17 Power Steering Oil Pressure SW
 - C 18 Alternator
 - C 19 Alternator
 - C 20 Crankshaft Position Sensor
 - C 21 A/C Compressor
 - C 22 Heated Oxygen Sensor (Bank 1 Sensor 2)
 - C 23 Engine Oil Pressure SW
 - C 24 Engine ECU
 - C 25 ECT Solenoid
 - C 26 Transmission Revolution Sensor (Turbine)
 - C 27 Transmission Revolution Sensor (Counter Gear)
 - C 28 Back-Up Lamp SW
 - C 30 Knock Control Sensor (Bank 1)
 - C 31 Camshaft Position Sensor
 - C 32 Camshaft Timing Oil Control Valve
-
- D 1 Starter

Position of Parts in Engine Compartment <LHD 2AZ-FE>




Position of Parts in Engine Compartment <LHD 2AZ-FE>

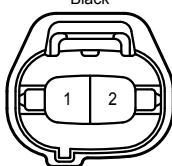
C 24
Black



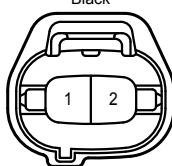
C 25
Gray



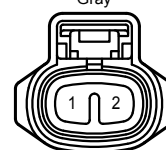
C 26
Black



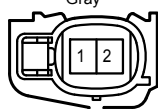
C 27
Black



C 28
Gray



C 30
Gray



C 31
Black



C 32
Black



D 1

